

Eastlands
a brighter world

COLOUR
GUIDE



Decorative Products



- Good workability and durability
- Affordable
- Quick drying time
- Available in a wide range of colours
- Available in 20 litres
- Acrylic based formulation



- Smooth luxury matt finish
- Excellent durability
- High resistance to fungi, mould, algae growth and Quick drying time
- Suitable for interior and exterior application



- High quality textured coating
- Long lasting
- Provides patterned appearance on wall with pattern roller
- Available in 20 litres



- Wipeable water-based emulsion with high sheen finish
- Easy cleaning and soft scrubbing
- Good colour retention
- Recommended for High traffic areas
- Suitable for interior decoration

We have produced this Colour guide as accurately as the printing process will allow.

eastlands.ng | hello@eastlands.ng | +234 (0)805 520 8829



Decorative Products



- Water based putty with superior adhesive strength over POP
- Used for wall preparation and screeding before painting
- Covers mirror cracks, holes and wall imperfections
- Contains Very Strong Acrylic



- Used for casting and POP preparation
- Resistance to fungi, mould and algae growth
- Excellent bonding with POP
- Available in 20L, 150L and 180L
- Acrylic Based


Off Whites

White paint can be a great addition to modern interiors; its brightness and versatility provide a range of options. From doors and trims, to walls and ceilings, take the time to compare different whites and their various undertones for a tailored look.




Colours: White Concrete, Smoking Grey & Brilliant White






Colour: Genteel




Whispering White



Cool Hint



Snow White



Soothing Blue



Hush White




Gardenia




Gossamer White




Clover Petal




Creamy White




Blue Swirl




Intimate White




Wafting Wave




Angelic Pink



Blue Vision



Wisteria White




Laid Back

Yellows

Yellow paint is like bringing the rays of the sun into your home. Perfect for nurseries and brightening up kitchens or enclosed porches, paler shades evoke a sense of softness, while bolder shades bring a brilliant glow.



Colour: Sparkling Yellow



Oranges

Orange paint is youthful and spirited, ideal for creating a playful or interactive atmosphere. Perfect for game rooms, kitchens, or accent walls in contemporary spaces – orange can add liveliness to any room.



Colours: Party Time & Bradford Beige



Reds

The vibrant and stimulating colour red is a great option for spaces looking to facilitate fun and engagement. To tone it down, select shades with rust or brown undertones.



Colour: Diva





Magnolia Blossom



Rose Shade



Ballerina Slipper



Cherry Pink



Beautiful Rose



Colour: Talk of The Town & Flint Black



Smouldering Red



Hill Cherry



Diva



Drifting By



Ramie



Old Pub



Wet Moccasin



Spiced



Fertile Earth



Burgundy




Authentic Brown

Blues


Blue is a great choice when it comes to wall paint, especially in its darker tones. Mixed with white, the colour takes on a more refreshing look that aids in creating a calming atmosphere conducive for relaxation.



Colour: Blue Award



Soft Tendrils



Windsurf



Smooth Sailing



Blue Crotchet



Winning Streak



Blue Wish



Blue Puff



Ryder Blue



Little Girl Blue



Night Drizzle



Blue Spell



Fresco Blue



Florence Blue



Blue Award



Saxony Blue



Blue Lightning

We have produced this Colour guide as accurately as the printing process will allow.

eastlands.ng | hello@eastlands.ng | +234 (0)805 520 8829



Cloud Wisp



Silent Blue



Washed Mitten



Boyish Grin



Violet Veil



Blue Flippers



Bachelor's Pad



Porcelain Blue



Blue Bubble



Composed



Colour: Saxony Blue



Blue Lullaby



Blue Horizon



Mediterranean Seas



Blue Entry



Blue Madonna



Deepsea

Greens

Green paint colour in its purest form is harmonious and invigorating. When taken toward the blue tint, it provides a fresh and cool atmosphere ideal for bedrooms and bathrooms. On the other hand, incorporating yellow can make green more lively, perfect for open-spaced areas of activity.



Colour: Rich Green

				
Soft Greetings	Sea Breeze	Fall Green	Green Glaze	Willow Stem
				
Green Gazette	Green Treat	Poolside	Spiney Green	Poolside
				
Chartreuse	Pyrite Green	Turmeric	Raging Waters	Patchwork
				
Greenway	Parsely Spring	Rich Green		



Cloud Grass



Spring Kissed



Clinted White



Compass Green



Grated Green



Colour: Evergreens, Silver Sand & Smoking Grey



Creeping Yellow



Willow Branch



Turquoise Beads



Ultra-Green



Bleached Green



Evergreens



African Queen




Outer Space

Purples

Purple paint, created by balancing equal amounts of blue and red, gains classic sophistication with the addition of grey. By incorporating its complementary colour yellow, purple takes on a revitalizing quality perfect for adding life to a kitchen or sunroom.



Colour: Early Bird



Soft Melody



Strawberry Muffin



Early Bird



Sweethearts



Heather Bunch



Petal



Millenia



Pink Barret



Canyon Cloud



Pink Rally



Harvest Dance



Pike's Pink



Marimba Beat



Raging Pink



Sultan Blue


We have produced this Colour guide as accurately as the printing process will allow.

eastlands.ng | hello@eastlands.ng | +234 (0)805 520 8829

The muted tones of our neutral paint shades make them an ideal choice for pairing with a wide selection of other colours and materials. Despite their subtlety, our popular neutrals are far from dull – they encompass a full range of underlying tints.



Colour: Smoking Grey (Nightfall)



Warm Toast



Silver Sand



Butter Toast



Quarry Pebble



Natural Almond



Steel Sting



Caramel Sugar



Dinosaur Grey



Stairstep



Regent Grey



Donkey Brown



Tool Grey



Sardauna Coffee



Raging Waters



Sandstone



Nevada Grey



Colour: Silver Sand



Genteel



Little Lullaby



Gracious Grey



Grey Cloud



Edward



Grey Chateau



Smoking Grey



Flint Black



Natural Touch



Woodward



Eastlands Gold

Gold Gloss Enamel is a high-quality enamel for interior or exterior surfaces where a glossy, durable finish is required. It provides excellent adhesion and protection of primed or previously painted wood, metal or plaster surfaces such as trims, doors, frames, skirtings and high traffic areas.

Available Colours



Post Office Red



Brilliant Green



Black



Silver Grey



Dark Grey




Chocolate



Yellow



Kingfisher Blue



White



Dark Brown



Eastlands Starlight

Starlight Red Oxide Primer is a solvent-based anti-rust primer that gives primary protective coatings for iron and steel surfaces under non-immersion conditions, such as gates and fences and other suitable metal surfaces.

- Protective coating for iron and steel surfaces
- Basecoat, Primer (Solvent Thinnable)



Red Oxide





Eastlands
a brighter world